




# ADD PRIVACY TO YOUR BACKYARD

ADD PRIVACY TO YOUR BACKYARD

# NATURAL BARRIERS

You can increase the privacy of your backyard with fencing, trees, vines and pergolas, keeping your space out of the line of sight of neighbors and passerby.

## PLANT THESE FAST-GROWING TALL TREES FOR A NATURAL BARRIER



- — **Aspens**
- — **Colorado Blue Spruce**
- — **Southwestern White Pine**
- — **Spartan Juniper**
- — **Thuja Green Giant**
- — **Norway Spruce**
- — **Canadian Hemlock**
- — **Spring Snow Crabapple**
- — **Columnar Blue Spruce**

Make sure you're deciding on and planting trees based on the needs and recommendations for each individual tree based on water, soil, sunlight exposure, grade and any other specified factors.




ADD PRIVACY TO YOUR BACKYARD

# BUILD A PERGOLA

A pergola is any outdoor structure with columns supporting a roofing grid that provides shade and partial protection for an outdoor living space. They can be added as an extension to your home or stand on their own. Either way, adding a pergola to your backyard is a great way to add privacy and shade to your space.

## 4 THINGS TO CONSIDER WHEN ADDING A PERGOLA



### 1. Space

Make sure you have the space for this type of structure in your backyard. You'll want to place the structure in a spot where it'll be used, but also fits into the overall layout of your yard.

### 2. Check on Frost Depth in Your Area

Frost depth is the level to which the ground in your area freezes each year. When inserting the support beams of your pergola into the earth in your backyard, you need to ensure that you're going below the frost level. In Fort Collins, our frost depth is 30 inches.

### 3. Material

Picking the right material for your structure is very important. You want wood that can withstand pressure, rain, wind, snow and direct sunlight. It's best to spend more for high quality materials than try to save money here. We suggest: Red Cedar and Redwood, Tropical Hardwood, Modified Wood, Pressure Treated Wood.

### 4. Check Local Permit Requirements & Utilities


Pergolas aren't technically complete structures, so it's unlikely you'll be required to obtain a building permit, but it's worth your time to check what the requirements are for where you live, especially if you have an HOA. While you're at it, it's a good idea to contact your local utilities provider about electricity or gas lines. Digging into either of these can be dangerous and very expensive to fix.

ADD PRIVACY TO YOUR BACKYARD

# BUILD A PRIVACY FENCE

Adding a privacy fence can create a sense of sanctuary and seclusion within your backyard.

HERE ARE A FEW CREATIVE IDEAS TO CONSIDER



- — Use horizontal planks instead of vertical
- — Try a pattern with your slats, such as a chevron
- — Break up the materials, utilize metal posts to add contrast
- — Add a mural
- — Try a fun material like bamboo
- — Use recycled material
- — Add flowerbeds
- — Grow vines

## UTILIZE CLIMBING VINES

Vines are a great way to add more privacy to an already existing fence or create a new and natural privacy barrier. Try these climbing vines that will thrive in your Northern Colorado yard.

- — Lilacs
- — Five-leafed Akebia
- — Passionflower
- — Grape Vines
- — Honeysuckle

